

BEANT COLLEGE OF ENGINEERING AND TECHNOLOGY, GURDASPUR
BALANCE SHEET AS ON 31st MARCH, 2011

LIABILITIES		AMOUNT(Rs)	S.NO.	ASSETS	AMOUNT(Rs)
CAPITAL FUND				A) FIXED ASSETS (As per Ann."D")	466647510.11
Opening Balances on 1.4.2010	425064373.46				
Less Amt. transf. to BSS School	200000.00				
	424864373.46				
Less-Excess of expenditure over income	15420167.36	409444206.10			
B Grant in Aid project account		8250000.00		B) CURRENT ASSETS, LOAN & ADVANCES	
C Grant in aid-Book Bank Scheme		877500.00		a) CURRENT ASSETS	
D Grant in aid AICTE		6924615.00		i) Cash in hand (As per Ann."E")	46101.75
E Amalgamated Fund (As per Ann., "A")		58562837.74		ii) FDR's with Bank (As per Ann., "E")	212240000.00
F Hostel Fund (As per Ann., "B")		10479296.76		iii) Cash with banks (As per Ann., "E")	4165385.66
G Mint. Of Building Fund		3715968.00		iv) Postage stamp in hand	1275.00
H Depreciation Reserve		170574920.71			
I Capital fund project		701430.00		b) LOANS AND ADVANCES.	
J) Development Fund (Annexure 'G')		9621555.00		i) Telephone security	76495.00
K CURRENT LIABILITIES AND PROVISIONS				ii) LPG Security	136800.00
I) EMD (As per Ann."C")		444662.00		iii) Advances to other (Annexure-F))	150621.00
II) Security(Annexure-F)		31900.00		iv) FDR Security(Annexure-F)	40900.00
iii) Advance Rent		60810.00		v) Baba Hira Singh B.C.E. & Tech.	8400000.00
iv) Hostel Mess Advance		58850.00		Lehragaga	
v) Pb.State Bd.Tech.Edu.		4862.00		vi) Punjab Energy Dev. Agency	3559.00
vi) Mess Advance		528393.00		vii) National Conference	16083.00
vii) Caution Money(6558505+4968347)		11526852.00		viii) PTU Exams.	1719795.00
viii) Scholarship/Stipend(36000+100)		36100.00		ix) Amalgamated Fund	8648.00
xi) IRG		115105.00		x) Festival Loan	50400.00
x) Development Fund		129250.00		xi) GSLL	180.00
xi) Smart Card		2180.00			
xii) Advance Payable(Annexure-F)		90.00			
xiii) Leave salary contribution		105756.00			
xiv) Hostel Fund		10900.00			
xv) PTU, Distance Education Exams		1529.00			
xvi) Pb. St.Council of Scie. & Tech.		7860.00			
xvii) Processing fee		752500.00			
xviii) University fee(649695+27304)		676999.00			
xix) NBCC ltd		27735.21			
xx) Misc liabilities (As per Annexure-G)		4563.00			
xxi) Licence Fee		48.00			
xxiii) House rent		24480.00			
TOTAL	693703753.52			TOTAL	693703753.52

AUDITOR'S REPORT


Subject to our separate report of even date attached

For DEEPAK AGGARWAL & CO.
CHARTERED ACCOUNTANTS

P. J. Millon
SUPTD.

REGISTRAR

Deepak Aggarwal
(DEEPAK AGGARWAL) PROP.



P. J. Millon
PRINCIPAL

BEANT COLLEGE OF ENGINEERING AND TECHNOLOGY, GURDASPUR

INCOME AND EXPENDITURE FOR THE YEAR ENDING 31, MARCH-2011

NO.	EXPENDITURE	AMOUNT(Rs)	S.NO.	INCOME	AMOUNT(Rs)
1	To Salary & Allowances(As per Annexure-H)	76655075.00	1	By Fees(Net)	82883128.00
2	To Electricity Charges	5400540.00	2	By Bank Interest(as per Annex.H)	13972087.00
3	To Vehicle Running & Repair	889497.00	3	By Elect. Charges	892584.00
4	To Advt. & Publicity	200.00	4	By Rent received	290835.00
5	To Library Exps(News./Journal)	728591.00	5	By Water charges	71044.00
6	To Maintenance of College Exps.(As per Ann.-H)	4463827.00	6	By Bus chargers	57750.00
7	To Printing & Stationery	60360.00	7	BY OTHER RECEIPTS(As per Annexure-H)	314679.00
8	To Consumable raw Material Cons.	120661.00	8	By RTI	5215.00
9	To TA/DA Expenses	256438.00	9	By Other Recovery	27056.00
10	To Postage & Telegram	35256.00	10	By Alumni Association	7450.00
11	To Telephone Expenses	90843.00	11	By Excess of expenditure over income	15420167.36
12	To Office Expenses/Legal Expenses	109975.00			
13	To Bank Charges(As per Annexure-H)	340.00			
14	To Training & Placement	107398.00			
15	To Medical Reimbursement	37905.00			
16	To Medical Expenses	994.00			
17	To TA/DA Experts	21108.00			
18	To Reimbursement to registration fee	54846.00			
19	To Wages Material Exp. For horticulture, Sec Sweeping, etc.	99345.00			
20	To Depreciation	24808796.36			
TOTAL		113941995.36			113941995.36

AUDITOR'S REPORT

Subject to our separate report of even date attached
for DEEPAK AGGARWAL & CO.
CHARTERED ACCOUNTANTS

[Signature]
SUPDT.

REGISTRAR



[Signature]
PRINCIPAL

BEANT COLLEGE OF ENGINEERING & TECHNOLOGY, GURDASPUR

ANNEXURE-A

AMALGAMATED FUND (SB A/c No.-55108985759)

BALANCE SHEET OF AMALGAMATED FUND AS ON 31ST MARCH, 2011


NO.	PARTICULARS	AMOUNT(Rs)
1	Opening Balance as on 01.04.2010	
	I) As per Cash book	2407323.74
	ii) FDRs with banks	46355144.00
	iii) Cash in hand	4981.00
	iv) Fixed assets (Multimedia projector)	402900.00
	v) Equipments.	89000.00
	Machinery & Equipment	886786.00
	Music Equipment	8837.00
		50154971.74
2	Add: i) Amt. transferred from main account during the year 2009-10	6516276.00
	ii) Interest recd. during the year	4031494.00
	iii) Misc. Income	1545.00
	iii) Alumni meet	5800.00
		10555115.00
	TOTAL	60710086.74
	Less:- Advances payable Sh. SS Gill, Lect.	1255.00
	TOTAL	60708831.74

3 Less: Amt. spent during the year 2010-11

1) Projection Club Charges	108000.00	
2) Culture function/curricular activities	431504.00	
3) Sports expenses/PTU Sports Exp.	270693.00	
4) NSS	5663.00	
5) NCC	1550.00	
6) Printing & Stationary	565520.00	
7) Maint. And running of DG Set	67364.00	
8) Advt. and publicity	562525.00	
9) Meeting and refreshment	92180.00	
10) Medical Expenses	40995.00	
		2145994.00
Balance as on 31st March, 2011	TOTAL	58562837.74

DETAIL OF BALANCE AS ON 31.3.2011 IS AS UNDER:-

S.NO.	PARTICULARS	AMOUNT(Rs)
	SBOP 55108985759 As per cash book	165314.74
1	FDR with Banks	45000000.00
2	Fixed assest(Multimedia Projector)	402900.00
3	Equipments	89000.00
4	Music Equipments	8837.00
5	Capital work in process Auditorium	12000000.00
6	Machinery & Equipment	896786.00
	TOTAL	58562837.74



T COLLEGE OF ENGINEERING & TECHNOLOGY, GURDASPUR

HOSTEL FUND SBOP A/c No.: 55108985760


ANNEXURE-B

BALANCE SHEET OF HOSTEL FUND AS ON 31ST MARCH, 2011

S.NO.	PARTICULARS		AMOUNT(Rs)
1	Opening Balance as on 01.04.2010		
	i) As per Cash Book	732689.76	
	ii) FDR's	7672631.00	
	iii) Equipment of Hostel	508527.00	
2	Add: i) Amt.transferred from main account during the year 2010-11	1276580	
	ii) Interest recd.during the year	550634.00	
Total			10741061.76
3	Less: Amt.spent during the year 2010-2011		
	I) Wages	179111.00	
	II) Maintenance of hostel	82654.00	261765.00
BALANCE AS ON 31.3.2011			10479296.76

DETAIL OF BALANCE AS ON 31ST MARCH, 2011 IS AS UNDER:-

S.NO.	PARTICULARS		AMOUNT(Rs)
1	SBOP 55108985760 As per cash book		70769.76
2	FDR with Banks		9900000.00
3	Equipments		508527.00
Total			10479296.76




BEANT COLLEGE OF ENGG.& TECHNOLOGY, GURDASPUR

ANNEXURE-"C"

SCHEDULE OF EMD OUTSTANDING AS ON 31ST MARCH, 2011

	PARTICULARS	AMOUNT(Rs)
1	Aartek Enterprises New Delhi	21000
2	Alishan off set Printers , GSP (EMD)	1610
3	Analytical Enggs. Ambala Cantt	50
4	Bioage Equipment Service , Mohali	6000
5	Books & stationary shop(EMD)	10000
6	Indian Design Sollutions P.Ltd. Ldh	10000
7	Qulitech System	17200
8	Crane software international, N. Delhi	8440
9	HCL Infosys, Chandigarh	22000
10	Kapal Industries , Ludhiana.	18000
11	Karyana Provision Shop (EMD)	10000
12	Laxmi Industries, Ludhiana	11800
13	M/s Neelam Engg.Co. Agra	8000
14	MS. Infogenic, Chandigarh	10900
15	Naresh Kumar, Gurdaspur	500
16	Roop Telescope Ultrasonics Ltd.,Mumbai	4400
17	Roorkee Equipment, Roorkee	5500
18	Research Book centre, Delhi	18000
19	SBOP	10000
20	Sham Sunder Gupta	10000
21	Shanti Devi, Batala	5000
22	Shivalik Book Centre, Chandigarh	5000
23	Triangle Simulation Pvt.Ltd.Mumbai	30000
24	Universal Instruments Servicing Co (P)Ltd.,Delhi	5000
25	Black CAT Security, Mohali	15000
26	VISINet Infotech. Solution Pvt. Ltd., Delhi	20000
27	Focus Technology, Delhi.	3078
28	DUCOM India Pvt. Limited, Bangalore	23200
29	Cybermotion Tech. Hyderabad	20000
30	Biotron Health Care Mumbai	9000
31	Jalandhar Steel Industries Limited, Jalandhar	31984
32	CAP Utility, Jalandhar	15000
33	Chain Singh	15000
34	Stationary and Photostat	15000
35	Warriers Security, Mohali	15000
36	Mitutoya South Asia Pvt. Limited	14000
	Total	444662



ANNEXURE-D

**BEANT COLLEGE OF ENGINEERING & TECHNOLOGY, GURDASPUR
SCHEDULE OF FIXED ASSETS FORMING PART OF BALANCE SHEET AS ON 31/03/2011**

PARTICULARS	Rate of Dep.	Balances on 1.04.2010	Additions		Total	W.D.V. as on 1/4/2010	DEPRECIATION UPTO 31/3/2010	DEP. On W.D.V. during the year		Dep. On Add. during the year	Total Depreciation (9+10+11)	W.D.V. as on 31/3/2011
			1st half	2nd half				9	10			
2	3	4	5	6	7	8	9	10	11	12	13	56
Land		36762049.64		581208	37343257.64	36762049.64	0	0	0	0	0	37343257.64
Building	10%	223216640.8	0	0	223216640.8	141606758	81609882.44	14160675.83	0.00	0.00	95770558.27	127446082.50
Development Works	10%	15229450			15229450	8992837.89	6236612.11	899283.8	0.00	0.00	7135895.90	8093554.10
Electrical Installation	10%	11580576			11580576	6895620.72	4684955.28	689562.07	0.00	0.00	5374517.35	6206058.65
Air Condition work	10%	1992767			1992767	1176708.87	816058.13	117670.9	0.00	0.00	933729.017	1059037.98
Diesel Gen.Set	15%	777493			777493	344977.86	432515.15	51746.68	0.00	0.00	484261.82	293231.18
Buses	15%	1240878.53			1240878.53	550584.4	690294.13	82587.66	0.00	0.00	772881.79	467996.74
Car	15%	189806			189806	84218.21	105587.79	12632.732	0.00	0.00	118220.52	71585.48
Tata Sumo	15%	321178			321178	142508.07	178669.93	21376.21	0.00	0.00	200046.14	121131.86
Library Books(BBC)	10%	877500			877500	518154.57	359345.43	51815.457	0.00	0.00	411160.89	466339.11
Library Books	10%	2577760	7644	88529	2673933	1594809.35	982950.65	159480.94	5191.00	0.00	1147622.59	1526310.42
Hostel Equipments	10%	726459	46125	0	772584	516707.98	209751.02	51670.798	4613.00	0.00	266034.82	506549.18
Kitchen Equipments	10%	122547			122547	72362.97	50184.03	7236.297	0.00	0.00	57420.33	65126.67
Office Equipments	10%	2433149	175114	93498	2701761	1673332.01	759816.99	167333.2	22186.00	0.00	949336.19	1752424.81
Sports Equipments	10%	274310		0	274310	187123.07	87186.93	18712.307	0.00	0.00	105899.24	168410.76
Laboratory Equipments	10%	623906.98			623906.98	368410.66	255496.32	36841.066	0.00	0.00	292337.38	331569.60
Furniture/Fixtures	10%	11901313.52	944628	229891	13075832.52	7551759.71	4349553.81	755175.97	105957.00	0.00	5210686.78	7865145.74
Music items	10%	19478			19478	11501.19	7976.81	1150.119	0.00	0.00	9126.93	10351.07
Audio Visual	10%	24045			24045	14197.68	9847.32	1419.768	0.00	0.00	11267.088	12777.91
Machinery & Equip.	15%	33104207.67	780450	217204	34101861.67	19073021	1403186.72	2860953.1	133358.00	0.00	17025497.86	17076363.81
Micro Processor Lab	15%	354788			354788	155534.74	199253.26	23330.211	0.00	0.00	222583.47	132204.53
Electronic Devices Lab	15%	151942			151942	63451.4	88490.61	9517.71	0.00	0.00	98008.32	59933.69
Chemical Engg.Lab	15%	1957321			1957321	841803.54	1115517.47	126270.53	0.00	0.00	1241788.00	715533.00
Mechanical Engg.Lab	15%	109877			109877	46141.0175	63735.98	6921.1526	0.00	0.00	70657.14	39219.86
Applied Sci.Lab.	15%	1750029			1750029	792052.19	957976.82	118807.83	0.00	0.00	1076784.64	673244.36
Fuel Energy Lab.	15%	11154			11154	4657.96	6496.04	698.69363	0.00	0.00	7194.74	3959.26
Electronic Lab.	15%	1118787			1118787	467900.39	650886.61	70185.059	0.00	0.00	721071.67	397715.33
Dispensary(NC)	15%	32851			32851	15061.96	17789.04	2259.2936	0.00	0.00	20048.34	12802.66
Fluid Mech.Lab.	15%	205322			205322	85743.41	119578.59	12861.512	0.00	0.00	132440.10	72881.90
Manufacturing Lab.	15%	333196			333196	139144.83	194051.17	20871.725	0.00	0.00	214922.89	118273.11
Thermodynamic Lab.	15%	260706			260706	108872.08	151833.92	16330.812	0.00	0.00	168164.73	92541.27
Material Science Lab.	15%	264605.72			264605.72	110500.39	154105.33	16575.059	0.00	0.00	170680.39	99925.33
Computer Centre	15%	22489524.5			22489524.5	9446648.84	13042875.66	1416997.3	0.00	0.00	14459872.99	8029651.51



Elect. Engg. Machine Lab.	222360	93088.35	129271.66	13963.253	0.00	143234.91	79125.09
Communication Lab.	503215	211048.75	292166.25	31657.313	0.00	323823.56	179391.44
Digital Electronic Lab.	82948	34730.58	48217.43	5209.587	0.00	53427.012	29520.99
Workshop (NC)	1995392	836504.72	1158887.28	125475.71	0.00	1284362.99	711029.01
Mass Transfer Lab	2000	835.21	1164.79	125.2815	0.00	1290.07	709.93
Heat Transfer Lab.	430352	182157.42	248194.58	27323.613	0.00	275518.19	154833.81
Measurement Lab.	59654	24911.8	34742.2	3736.77	0.00	38478.97	21175.03
Theory of Machine Lab.	202872	84720.35	118151.65	12708.053	0.00	130859.70	72012.30
Strength of Mat.Sci.Lab.	22500	9396.11	13103.89	1409.4169	0.00	14513.30	7986.70
Auto Mobile Engg. Lab.	163205	72348.98	90856.018	10852.347	0.00	101708.36	61496.64
Environment Engg. Lab.	59954	25490.52	34463.48	3823.5784	0.00	38287.06	21666.94
Analog Integrated Cir.Lab	31369	13213.08	18155.92	1981.962	0.00	20137.88	11231.12
Reaction Engg.Lab.	89700	37458.74	52241.27	5618.811	0.00	57860.076	31839.92
Material Testing Lab.	734230	306618.16	427611.84	45992.724	0.00	473604.56	260625.44
PCB Electronic Lab.	246315	107862.03	138452.98	16179.305	0.00	154632.28	91682.72
Control System Lab.	234019	97727.52	136291.48	14659.128	0.00	150950.61	83068.39
Mech. Operation Lab.	122352	51095.2	71256.8	7664.28	0.00	78921.08	43430.92
Linear Integrated Cir.Lab.	47023	19637.55	27385.45	2945.6325	0.00	30331.08	16691.92
Network Electronic Divice L:	10478	4375.46	6102.54	656.319	0.00	6758.86	3719.14
Thermal Engg. Lab.	84996	35494.98	49501.02	5324.247	0.00	54825.27	30170.73
Industrial Electronic Lab	88741	37059.19	51681.81	5558.879	0.00	57240.69	31500.31
Micro Processor Lab	397496	165997.27	231498.74	24899.59	0.00	256398.33	141097.67
Machinery & Equip.(Project)	12260042	7238894.64	5021147.36	1085834.2	161955.00	6268936.56	7099458.44
Multimedia Projector(AMF.)	402900	197944.77	204955.23	29691.72	0	234646.95	168253.05
Equipments(AMF.)	89000	57503.05	31496.95	8625.4579	0	40122.41	48877.59
Tractor	325350	135867.57	189482.43	20380.136	0	209862.57	115487.43
Ambassador Car	397017	165795.69	231221.31	24869.35	0	256090.67	140926.33
Materology Lab	87928	39958.59	47969.42	5993.7885	0	53963.20	33964.80
Flexible MFG Lab	2951118	1554148.08	1396969.93	233122.21	0	1630092.14	1321025.86
Air Condition Lab.	1752538	796444.99	956093.02	119466.75	0	1075559.76	676978.24
Equipment Hostels	508527	244862.35	263664.66	36729.353	0	300394.0075	208132.99
Furning of Mech. Lab	1600000	908905	691095	136335.75	0	827430.75	772569.25
Music Equip.(AMF)	8837	6799.95	2037.05	679.995	0	2717.05	6119.96
College Canteen block	2000000	1458000	542000	145800	0	687800.00	1312200.00
Machinery & Equip.(Project) Ma	438279	316656.45	121622.55	47498.468	0	169121.02	269157.98
Capital work in process	37789754.78	37789754.8	0	0	0	0	47789754.78
Machinery & Equip(AMF);	886786	820277.05	66508.95	123041.56	750.00	190300.51	706485.49
Capital work in process(AMf)	12000000	0	145766124.35	24374786.36	434010	170574920.71	296072589.40
TOTAL	440364866.11	13006007.00	13277637.00	466647510.11	294598741.82	170574920.71	296072589.40



BEANT COLLEGE OF ENGINEERING & TECHNOLOGY, GURDASPUR

ANNEXURE -E

DETAILS OF BALANCES WITH BANKS AS ON 31st MARCH 2011


S.NO	PARTICULARS	ACCOUNT No.	AMOUNT(Rs)
1	State Bank of Patiala,Gurdaspur	(Main A/c)	2422374.07
2	State Bank of Patiala,Gurdaspur	(Project)	484391.14
3	State Bank of Patiala,Gurdaspur	(Amalgamated Fund A/c	165314.74
4	State Bank of Patiala,Gurdaspur	(Hostel A/c)	70769.76
5	State Bank of India Gurdaspur	(Sholarship)	60177.95
6	State Bank of India Gurdaspur	(Book Bank Sch.)	34340.00
7	State Bank of Patiala,Gurdaspur	(University fee)	51826.00
8	State Bank of Patiala,Gurdaspur	(Caution Money)	9159.00
9	State Bank of Patiala,Gurdaspur	(Maintenance of Building	115690.00
10	State Bank of Patiala,Gurdaspur	Corpus Fund	5830.00
11	State Bank of Patiala,Gurdaspur	Development fund	621555.00
12	State Bank of Patiala,Gurdaspur	IRG	123958.00
TOTAL			4165385.66

DETAILS OF FDR'S AS ON 31st MARCH,2011

S.NO	PARTICULARS	ACCOUNT No.	AMOUNT(Rs)
1	FDR'S	Main A/c	8000000.00
2	FDR'S WITH BANK	Amalaga.Fund Account	4500000.00
3	FDR'S WITH BANK	Hostel Account	990000.00
4	FDR's	Development Fund	900000.00
5	FDR's	Students Security	1590000.00
6	FDR'S	Project	500000.00
7	FDR,S	Corpus Fund	4204000.00
8	FDR,S	Maint. Of Bldg.	440000.00
9	FDR,S	Univ. A/C	100000.00
TOTAL			21224000.00

DETAILS OF CASH IN HAND AS ON 31ST MARCH 2011

S.NO	PARTICULARS	AMOUNT(Rs)
1	MAIN CASH BOOK	27585.00
2	PETTY CASH BOOK	18516.75
TOTAL		46101.75



Annexure-F

LIST OF ADVANCES PAYABLE AS ON 31st MARCH, 2011

S.No.	Particulars	Amount(Rs.)
1	Sh. Anil Kumar, AP	90
	Total	90

LIST OF AVANCES PAID TO OTHERS AS ON 31st MARCH, 2011

S.No.	Particulars	Amount(Rs.)
1	DTE/IT, PB. Chandigarh	150371
2	Sh. Niripjit, AP	250
	Total	150621

SCHEDULE OF FDR-SECURITY OUTSTANDING AS ON 31ST MARCH, 2011

S.NO.	PARTICULARS	AMOUNT(Rs)
1	M/s Triangele Simulation Pvt. Ltd., Mumbai.	30000
2	MS. Infogenic, Chandigarh	10900
	Total	40900

DETAILS OF SECURITIES PAYABLE AS ON 31ST MARCH, 2011

S.NO.	PARTICULARS	AMOUNT(Rs)
1	LPG	18900
2	ELECT. METER	7000
3	LIBRARY	6000
	Total	31900



BEANT COLLEGE OF ENGG.& TECHNOLOGY, GURDASPUR

ANNEXURE-G

LIST OF MISC. LIABILITIES AS ON 31ST MARCH, 2011

S.NO.	PARTICULARS	AMOUNT(Rs)
i)	Admin. Charges	563.00
ii)	Edusat	4000.00
		4563.00
	Total	

ANNEXURE -G

**BALANCE SHEET OF DEVELOPMENT FUND AS ON 31ST MARCH,2011
A/C NO. 65095936772**

Amount Transferred during the year 2010-2011	10171000	
Interest recd. During the year	30136	
Total		10201136

Less Expenditure during the year 2010-11

Maint. Of Electrical, Civil and public health etc.	127076	
Maint. Of Internet/Computers	397695	
Raw material and cosumeables	54708	
Training and placement.	102	579581
BALANCE AS ON 31ST MARCH,2011		9621555

DETAIL OF CLOSING BALANCES AS ON 31ST MARCH,2011

Cash at Bank	621555	
FDR,S WITH BANK	9000000	
		9621555



BEANT COLLEGE OF ENGINEERING & TECHNOLOGY, GURDASPUR**ANNEXURE -H****(A) DETAILS OF OTHER RECEIPTS AS ON 31ST MARCH 2011**

S.NO.	PARTICULARS	AMOUNT(Rs)
1	Sale of Tenders forms	1500
2	Misc.receipts.	130319
3	Fine fee	170500
4	Book/Library fine	12360
5	Fine Misc.	nil
TOTAL		314679

(B) DETAILS OF SALARY AND ALLOWANCES AS ON 31ST MARCH 2011

S.NO.	PARTICULARS	AMOUNT(Rs)
1	Pay & Allowances.	72091437
2	CPF College contribution	4563642
TOTAL		76655079

(c) MAINTENANCE EXPENSES AS ON 31ST MARCH 2011

S.NO.	PARTICULARS	AMOUNT(Rs)
1	Generator Expenses	201552
2	Maint & Repair	513586
3	Maint. Of internet/computers	787196
4	Wages	2879084
5	Maint.& Repair of Equipment	101799
TOTAL		4483217

(D) BANK CHARGES AS ON 31ST MARCH 2011

S.NO.	PARTICULARS	AMOUNT(Rs)
1	Main Account	847
TOTAL		847

(D) DETAILS OF BANK INTEREST RECEIVED AS ON 31ST MARCH 2011

S.NO.	PARTICULARS	AMOUNT(Rs)
1	SBOP Main account	5963907
2	University fee account	18476
3	Caution money account	1377301
4	Maint. Of Building account	295598
5	Scholarship account	1986
6	Project account	284255
7	IRG	4013
8	CorpusFund (1015000 on FDR+186	6025376
9	Book Bank Scheme	1175
TOTAL		13972087

